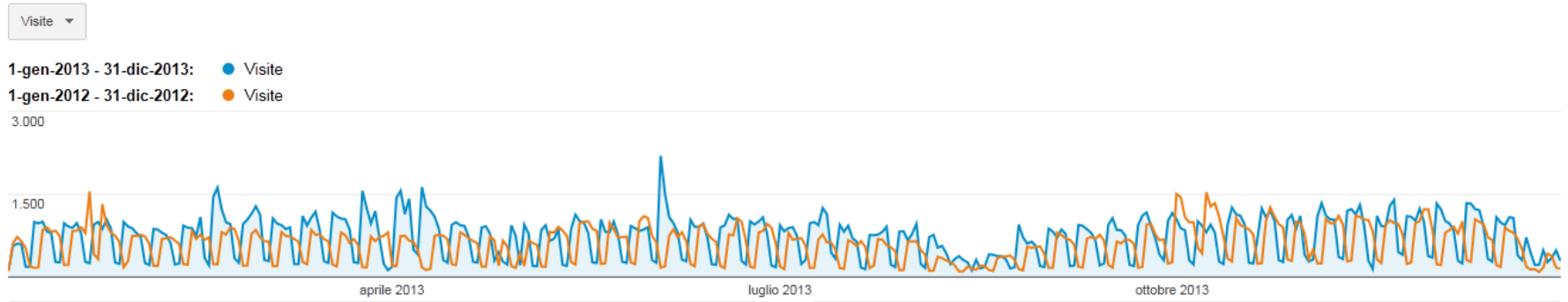


Dati monitoraggio annuale www.sardegna ricerche.it

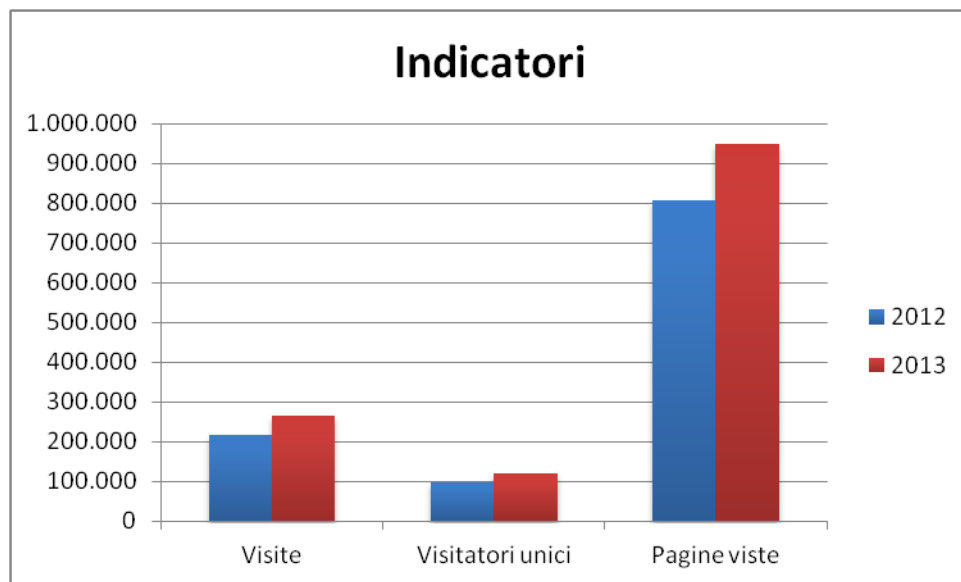
2013 su 2012

Accessi sito web

Andamento visite sito

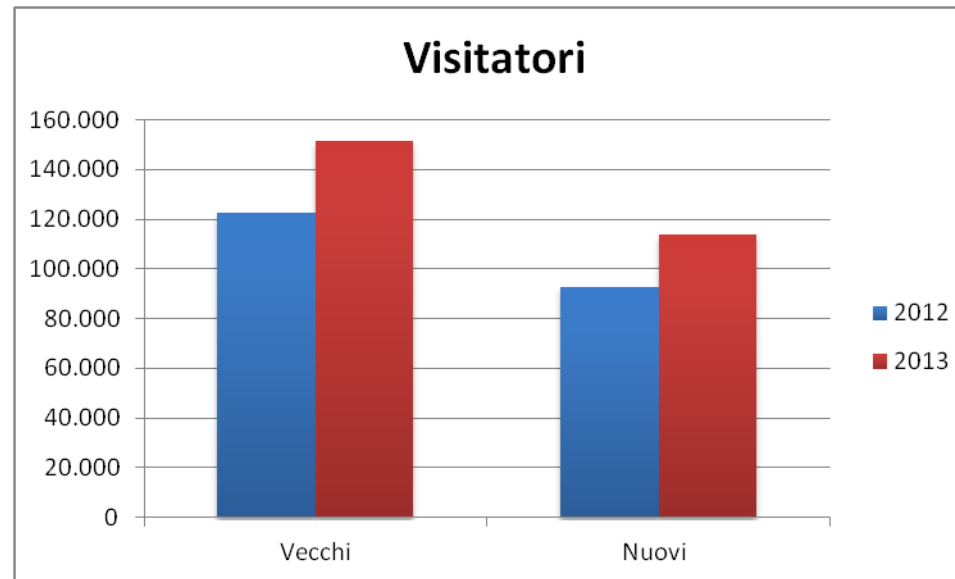


Indicatori principali



Indicatori	2012	2013	%
Visite	215.176	265.642	23,45%
Visitatori unici	96.628	118.586	22,72%
Pagine viste	806.466	947.705	17,51%
Pagine/visita	3,75	3,57	-4,80%
Durata visita (min)	2,41	2,49	3,32%

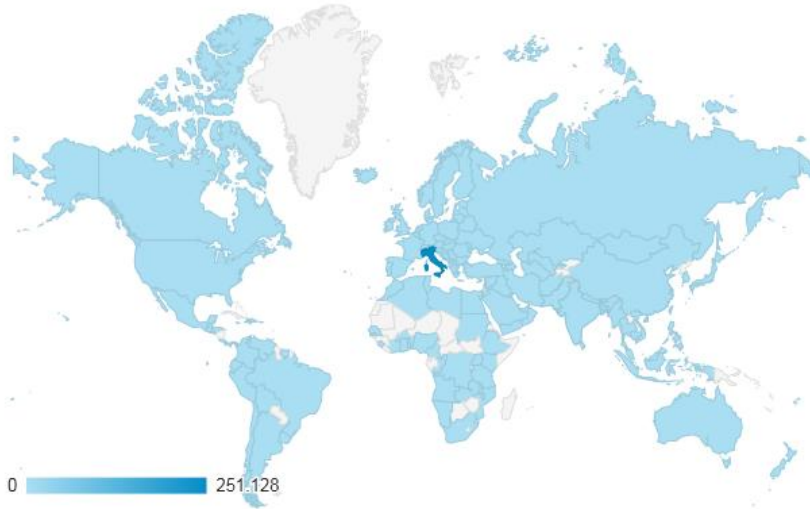
Visitatori



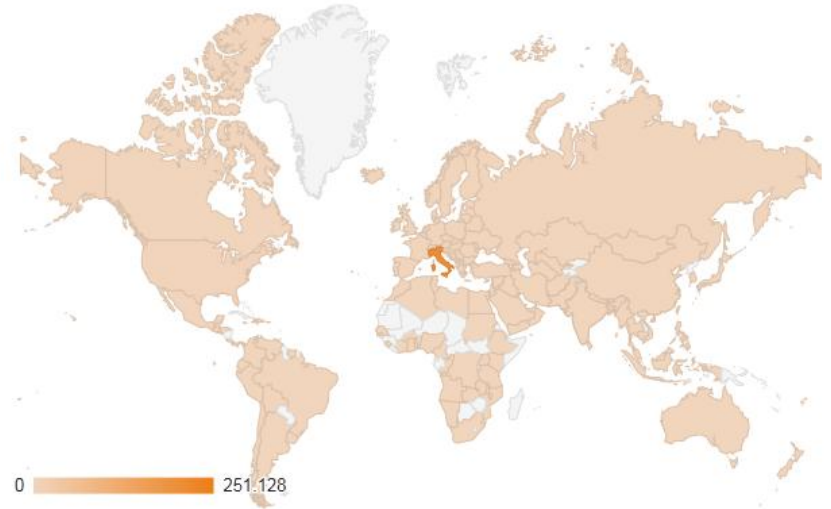
Visitatori	2012	2013	%
Vecchi	122.639	151.728	23,72%
Nuovi	92.537	113.914	23,10%

Dati geografici (visite)

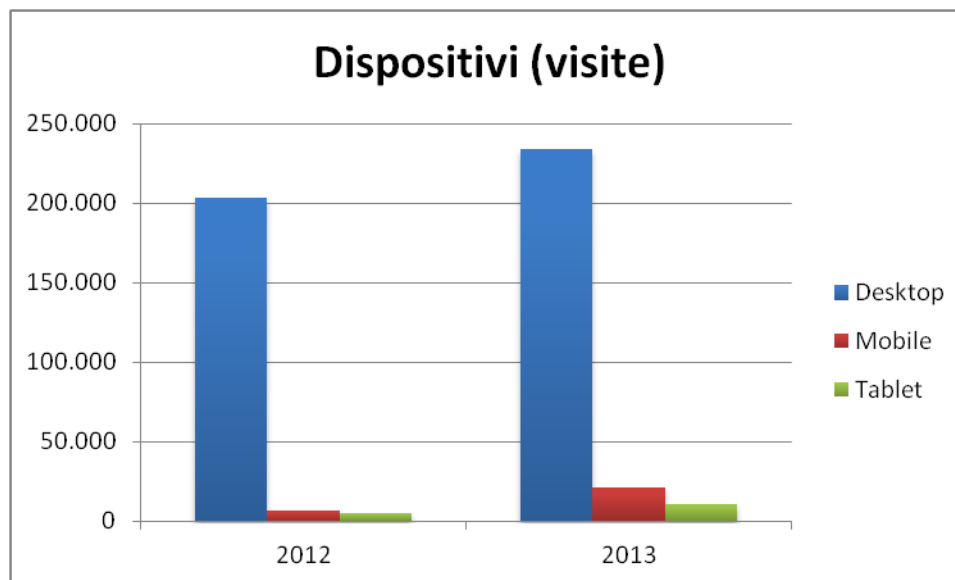
1-gen-2013 - 31-dic-2013



1-gen-2012 - 31-dic-2012

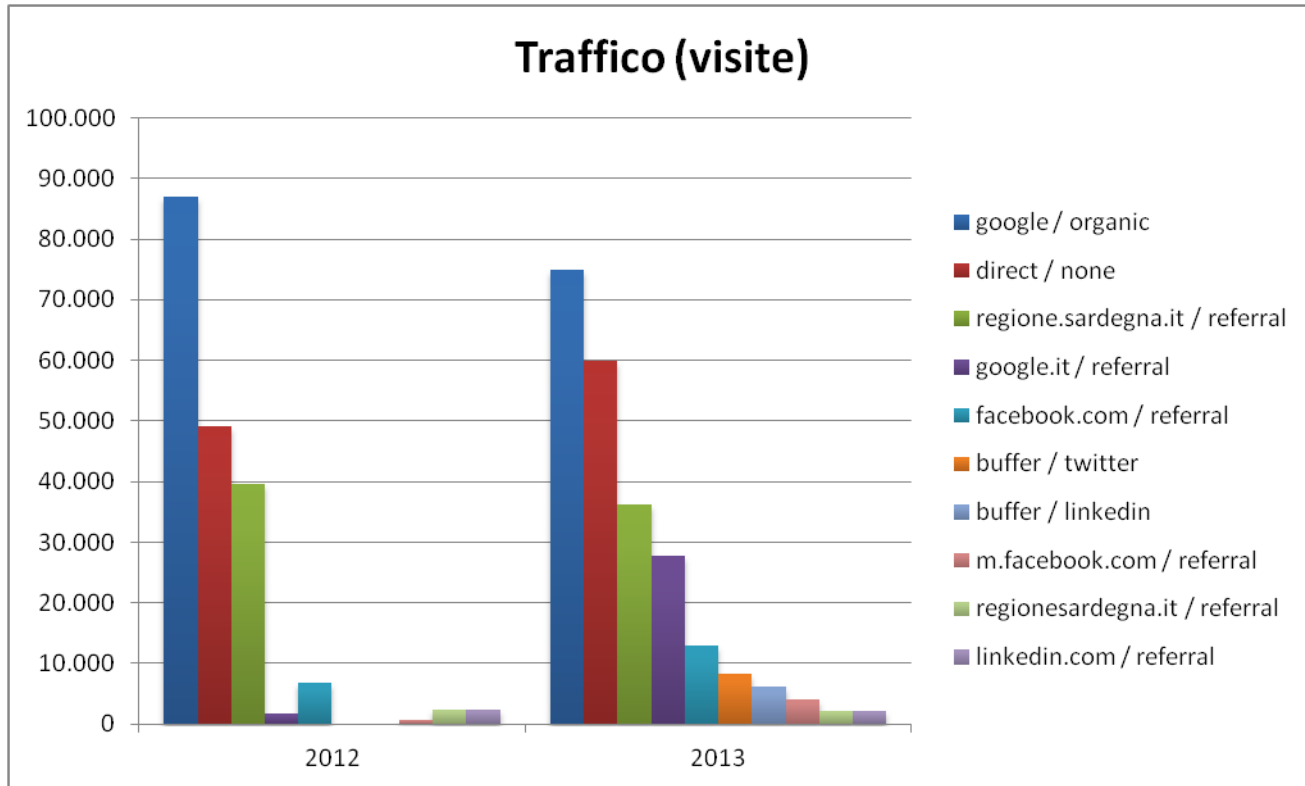


Dispositivi (visite)



Dispositivi (visite)	2012	2013	%
Desktop	203.653	233.851	14,83%
Mobile	6.489	21.059	224,53%
Tablet	4.989	10.777	116,02%

Traffico (visite)



Traffico (visite)

Traffico (visite)	2012	2013	%
<u>google / organic</u>	86.897	74.994	-13,70%
<u>direct / none</u>	49.057	59.935	22,17%
<u>regione.sardegna.it / referral</u>	39.583	36.236	-8,46%
<u>google.it / referral</u>	1.688	27.736	1543,13%
<u>facebook.com / referral</u>	6.867	12.851	87,14%
<u>buffer / twitter</u>	0	8.317	
<u>buffer / linkedin</u>	0	6.261	
<u>m.facebook.com / referral</u>	633	4.091	546,29%
<u>regionesardegna.it / referral</u>	2.416	2.238	-7,37%
<u>linkedin.com / referral</u>	2.375	2.145	-9,68%